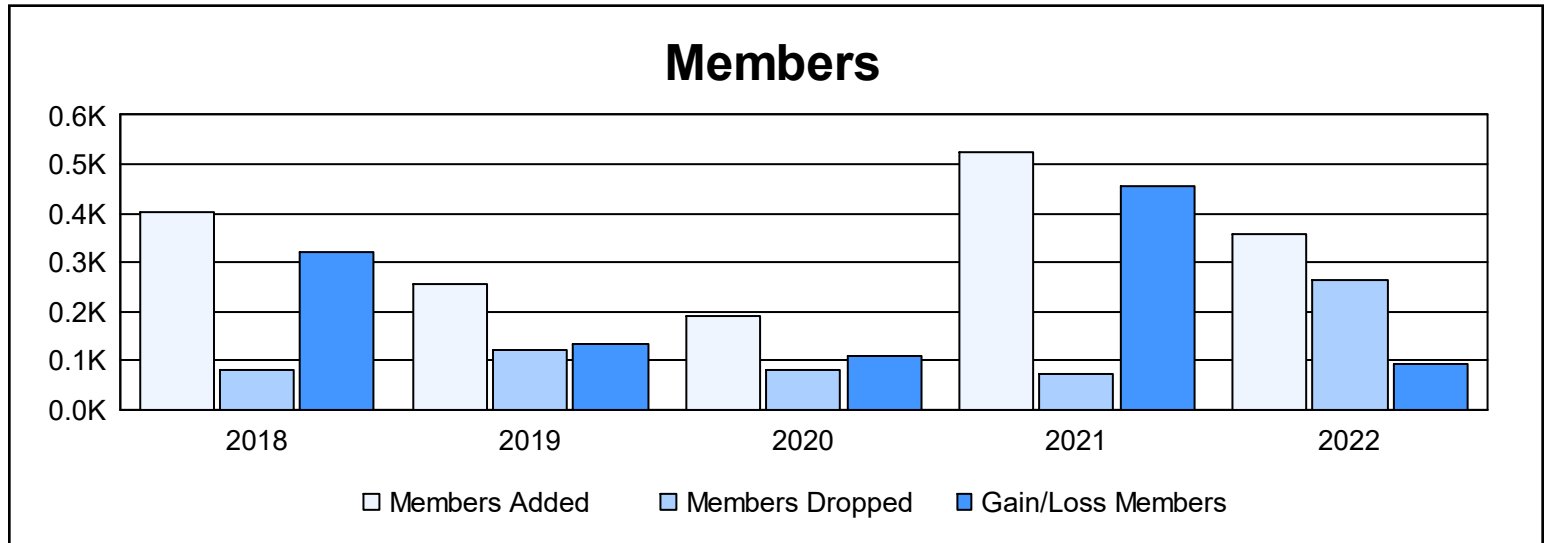
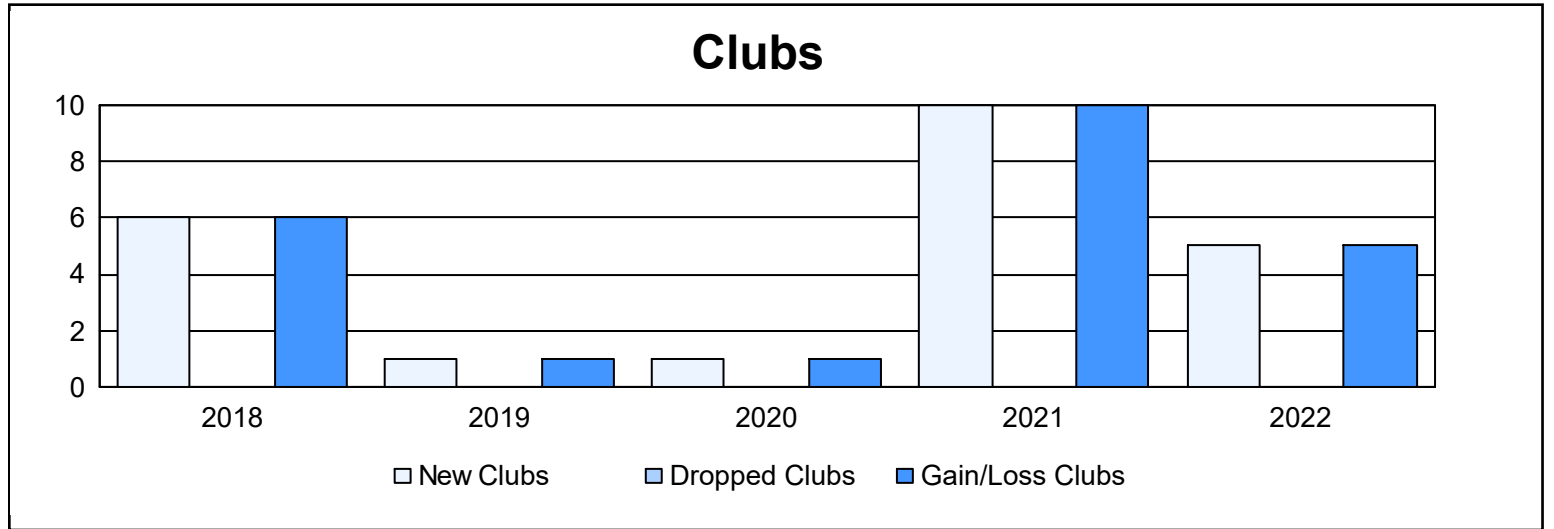
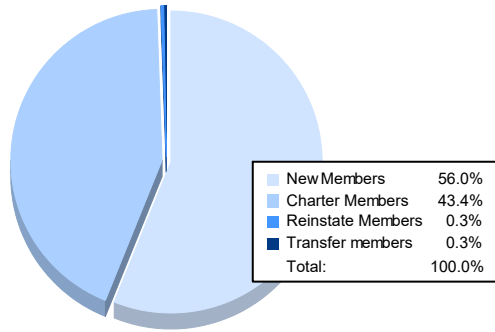


Year	New Clubs	Dropped Clubs	Gain/ Loss Clubs	New Members	Charter Members	Reinstate Members	Transfer Members	Total Member Added	Total Members Dropped	Gain/ Loss Members
2017-2018	6	0	6	227	168	2	7	404	82	322
2018-2019	1	0	1	198	54	0	2	254	122	132
2019-2020	1	0	1	160	24	0	6	190	79	111
2020-2021	10	0	10	239	281	1	4	525	71	454
2021-2022	5	0	5	200	155	1	1	357	265	92
<b>Average</b>	<b>5</b>	<b>0</b>	<b>5</b>	<b>205</b>	<b>136</b>	<b>1</b>	<b>4</b>	<b>346</b>	<b>124</b>	<b>222</b>



### Membership Composition June 2022 Cumulative



### Gender Composition June 2022 Cumulative

